

M3CB HEAVY DUTY HAND CHAIN HOIST

Pull your weight – and tonnes more.

The CB proves its unmatched pulling power in the most extreme conditions. Exceptional, heavy-grade components make this a long lasting workhorse that tackles severe -40° C temperatures and truly hostile Northern winters.

Premium Grade Components

The M3CB proves its unmatched pulling power in the most extreme conditions. Exceptional, heavy-grade components make this a long lasting workhorse that tackles severe -40° C temperatures and truly hostile Northern winters.

High-Impact Steel Housing

The M3CB has a rugged body and hand wheel cover made of heavy gauge high-impact steel, giving much needed protection in extreme conditions and demanding applications to see every job through to the end.

Abrasion-Resistant Load Chain

Made from heat-treated alloy steel for higher uniform strength, Kito's legendary chain is second to none. It not only guards against scarring and wear, it keeps workers safer on the job by being the strongest chain on the market.

Bearing-Supported High-Strength Pinion

Kito's one-piece machined pinion offers increased strength and rigidity by keeping its gears aligned and running smoothly for greater efficiency during full-capacity lifts. The strategically positioned bearings efficiently convert an operator's input directly into lifting power to minimize worker strain and enhance safety.

Maintenance-Free Slip Clutch (optional)

The M3CB's slip clutch protects the hoist from damage and helps the operator maintain balance in the case of an excessive overload. This feature keeps the hoist working safely in position on the job site, reducing costly downtime and repairs, and maximizing the safety of the operator and co-workers in the immediate area.



M3CB HEAVY DUTY HAND CHAIN HOIST

CAPACITY

- 1/2 to 50 metric tonnes

STANDARDS

- ASME B30.16 Safety Standard
- ASME HST-2 Performance Standard
- At rated capacity, load-bearing parts are only stressed to 25% of their limit

OPTIONS

- Chain container to keep chain clean and out of the way
- Slip clutch to protect from damaging overloads
- Corrosion-resistant chain for corrosive environments
- Custom lift lengths to suit your requirements
- Plain or geared trolley mount

BODY

- Heavy-duty, high-impact steel construction (similar weight to aluminum)
- Rugged gear case and hand wheel cover
- Compact design for low headroom and portability
- Open load sheave for easy inspection and cleaning without dismantling the unit

HAND CHAIN

- High-quality steel

LOAD CHAIN

- Grade 100
- Heat-treated, low-weight manganese alloy steel
- High-impact steel chain guide
- Standard Lift: 8 feet

GEARS

- Double reduction gearing requiring very low effort to operate
- Induction heat-treated and case-hardened
- Enclosed to protect from dust and water

HOOKS

- Forged, heat treated carbon steel hooks open gradually and do not fracture
- Self-closing top and bottom hooks with heavy-duty hook latch

OPERATION

- Hand chain operated
- Reduced operator fatigue through efficient drive train

BEARINGS

- Maintenance-free sealed bearings increase reliability and reduce pull force required to lift loads

BRAKE

- Double pawl springs for extremely reliable operation and instant brake activation
- Enclosed to protect from dust, rain, and dirt

OPERATING CONDITIONS

- Recommended for -40° to +60° C

OPTIONAL OVERLOAD PROTECTION

- Slip clutch device prevents the hoist from lifting damaging loads beyond rated capacity

M3CB HEAVY DUTY HAND CHAIN HOIST

M3CB

HOOK MOUNT

SPECIFICATIONS

Capacity (tonne)	Model	Standard Lift (ft)	Hand Pull to Lift Full Load (kg)	Chain Pulled to Lift One Meter (m)	Headroom (in)					Load Chain Code	Load Chain Falls	Hand Chain Code	Hand Chain Falls	Ship Weight (lbs)	Weight per Additional 5ft of Lift (lbs)
					Hook Mount Only	Plain Trolley		Geared Trolley							
						Hook	Lug	Hook	Lug						
½	M3CB005	8	24	25	11.25	14.5	11.6	15	12	KCF050	1	KHCF050	2	23	5
1	M3CB010	8	29	43	11.6	15	12	15	12	KCF063	1	KHCF050	2	27	6
1½	M3CB015	8	35	57	13.75	18.5	14	18.5	14	KCF071	1	KHCF050	2	33	7
2	M3CB020	10	36	70	14.75	19	15	19	15	KCB3080	1	KHCF050	2	44	8
2½	M3CB025	10	33	99	16.5	22	17	22	17	KCB3090	1	KHCF050	2	60	9
3	M3CB030	10	36	114	20	26	21	26	21	KCF071	2	KHCF050	2	53	11
5	M3CB050	10	34	198	23.6	31	26	31	26	KCB3090	2	KHCF050	2	90	15
7½	M3CB075	12	35	297	30.5	34.3	----	34.3	----	N/A	3	N/A	2	145	21
10	M3CB100	12	36	396	30	33.9	----	33.9	----	N/A	4	N/A	2	200	27
15	M3CB150	12	37	594	40.25	----	----	45.3	----	N/A	6	N/A	2	363	38
20	M3CB200	12	36 x 2	396 x 2	46.5	----	----	51.6	----	N/A	8	N/A	4	671	53



WWW.KITO.CA | 1.888.322.KITO (5486)

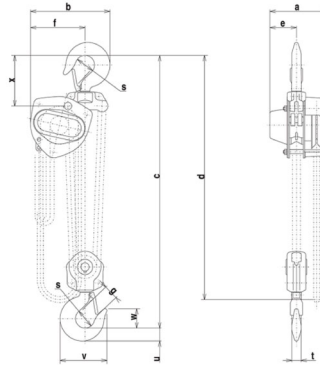
HAND CHAIN HOISTS

All specifications, dimensions and drawings are available at www.kito.ca, or call our Customer Service staff for friendly and expert advice on models and options.

M3CB HEAVY DUTY HAND CHAIN HOIST

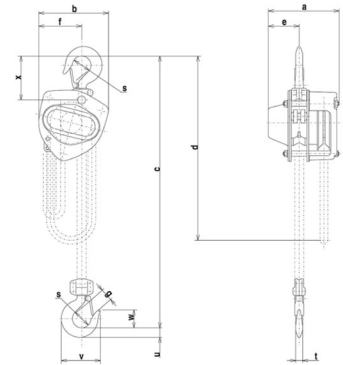
M3CB

HOOK MOUNT



M3CB 3 - 5 Metric tonne

2 load chain falls, 2 hand chain falls;
*For informational purposes only,
contact Kito for dimensional drawing



M3CB 1/2 - 2 1/2 Metric tonne

1 load chain fall, 2 hand chain falls; *For
informational purposes only, contact
Kito for dimensional drawing

DIMENSIONS

Capacity (tonne)	Model	C	a	b	d	e	f	g	s	t	u	v	w	x
1/2	M3CB005	285	158	161	2.5	69	99	27	35.5	12.1	17	77	35	89
1	M3CB010	295	162	161	2.5	71	99	29	42.5	16	21.8	93	41	101
1 1/2	M3CB015	350	171	182	2.5	78	112	34	47.5	19.5	26.5	106	47	119
2	M3CB020	375	182	202	3	87	125	36	50	21.8	30	116	49	124
2 1/2	M3CB025	420	192	233	3	91	143	40	53	24.3	33.5	126	53	136
3	M3CB030	510	171	235	3.1	78	162	42.5	56	27.2	37.5	138	57	148
5	M3CB050	600	192	282	3.6	91	194	46.5	63	34.5	47.5	161	67.5	172



WWW.KITO.CA | 1.888.322.KITO (5486)

HAND CHAIN HOISTS

All specifications, dimensions and drawings are available at www.kito.ca, or call our Customer Service staff for friendly and expert advice on models and options.

M3CB HEAVY DUTY HAND CHAIN HOIST

M3CB

GEARED TROLLEY MOUNT

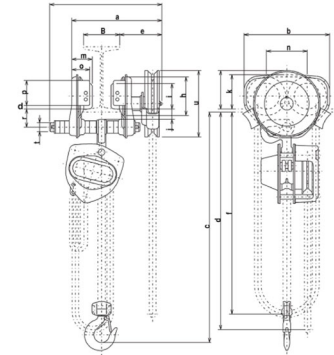
SPECIFICATIONS

Capacity (tonne)	Model	Standard Lift (ft)	Hand Pull to Lift Full Load (kg)	Chain Pulled to Lift One Meter (m)	Headroom (in)					Load Chain Code	Load Chain Falls	Hand Chain Code	Hand Chain Falls	Ship Weight (lbs)	Weight per Additional 5ft of Lift (lbs)
					Hook Mount Only	Plain Trolley		Geared Trolley							
						Hook	Lug	Hook	Lug						
½	M3CB005	8	24	25	11.25	14.5	11.6	15	12	KCF050	1	KHCF050	2	23	5
1	M3CB010	8	29	43	11.6	15	12	15	12	KCF063	1	KHCF050	2	27	6
1½	M3CB015	8	35	57	13.75	18.5	14	18.5	14	KCF071	1	KHCF050	2	33	7
2	M3CB020	10	36	70	14.75	19	15	19	15	KCB3080	1	KHCF050	2	47	8
2½	M3CB025	10	33	99	16.5	22	17	22	17	KCB3090	1	KHCF050	2	60	9
3	M3CB030	10	36	114	20	26	21	26	21	KCF071	2	KHCF050	2	58	11
5	M3CB050	10	34	198	23.6	31	26	31	26	KCB3090	2	KHCF050	2	95	15
7½	M3CB075	12	35	297	30.5	34.3	----	34.3	----	N/A	3	N/A	2	145	21
10	M3CB100	12	36	396	30	33.9	----	33.9	----	N/A	4	N/A	2	200	27
15	M3CB150	12	37	594	40.25	----	----	45.3	----	N/A	6	N/A	2	363	38
20	M3CB200	12	36 x 2	396 x 2	46.5	----	----	51.6	----	N/A	8	N/A	4	671	53

M3CB HEAVY DUTY HAND CHAIN HOIST

M3CB

GEARED TROLLEY MOUNT



M3CB Geared Trolley Mount

M3CB hoist with a geared trolley, available in capacities up to 20 tonnes. Load chain falls, and hand chain falls vary depending on the hoist model; *For informational purposes only, contact Kito for dimensional drawing

DIMENSIONS

Capacity (tonne)	Model	Trolley Model	a (max)	a1	C	b	d	e	f	h	i	j	k	k1	m	n	o	p	q	r	t	u
½	M3CB005	TSG2010	275	309	305	236	2.5	116	2.2	106	71	28	95	106	56	112	50	69	10	50	25	183
1	M3CB010	TSG2010	275	309	305	236	2.5	116	2.2	106	71	28	95	106	56	112	50	69	10	50	25	183
1½	M3CB015	TSG2020	349	385	365	280	2.5	154	2.2	127	85	34	112	109	71	131	63	83	10	62	32	183
2	M3CB020	TSG2020	349	385	380	280	3	154	2.7	127	85	34	112	109	71	131	63	83	10	62	32	183
2½	M3CB025	TSG2030	359	398	435	324	3	157	2.7	148	100	36	134	114	80	152	74	102	10	68	36	183
3	M3CB030	TSG2030	359	398	535	324	3.1	157	2.7	148	100	36	134	114	80	152	74	102	10	68	36	183
5	M3CB050	TSG2050	376	400	660	400	3.6	156	3.2	169	118	47	144	131	81	178	70	104	10	88	54	183
7½	M3CB075	TSG2100	443	523	870	492	4.3	178	3.7	185	155	53	170	165	120	196.5	104	89	8	153	70	214
10	M3CB100	TSG2100	443	523	860	492	4.3	178	3.7	185	155	53	170	165	120	196.5	104	89	8	153	70	214
15	M3CB150	TSG2200	576	540	1150	1012	4.8	178	4.2	185	155	62	170	165	120	716.5	104	89	8	203	80	214
20	M3CB200	TSG2200	576	540	1310	1012	4.9	178	4.2	185	155	62	170	165	120	716.5	104	89	8	203	80	214



WWW.KITO.CA | 1.888.322.KITO (5486)

HAND CHAIN HOISTS

All specifications, dimensions and drawings are available at www.kito.ca, or call our Customer Service staff for friendly and expert advice on models and options.

M3CB HEAVY DUTY HAND CHAIN HOIST

M3CB - LARGE CAPACITY

HOOK MOUNT - LARGE CAPACITY

SPECIFICATIONS

Capacity (tonne)	Model	Standard Lift (ft)	Hand Pull to Lift Full Load (kg)	Chain Pulled to Lift One Meter (m)	Headroom (in)					Load Chain Code	Load Chain Falls	Hand Chain Code	Hand Chain Falls	Ship Weight (lbs)	Weight per Additional 5ft of Lift (lbs)
					Hook Mount Only	Plain Trolley		Geared Trolley							
						Hook	Lug	Hook	Lug						
½	M3CB005	8	24	25	11.25	14.5	11.6	15	12	KCF050	1	KHCF050	2	23	5
1	M3CB010	8	29	43	11.6	15	12	15	12	KCF063	1	KHCF050	2	27	6
1½	M3CB015	8	35	57	13.75	18.5	14	18.5	14	KCF071	1	KHCF050	2	33	7
2	M3CB020	10	36	70	14.75	19	15	19	15	KCB3080	1	KHCF050	2	47	8
2½	M3CB025	10	33	99	16.5	22	17	22	17	KCB3090	1	KHCF050	2	60	9
3	M3CB030	10	36	114	20	26	21	26	21	KCF071	2	KHCF050	2	58	11
5	M3CB050	10	34	198	23.6	31	26	31	26	KCB3090	2	KHCF050	2	95	15
7½	M3CB075	12	35	297	30.5	34.3	----	34.3	----	N/A	3	N/A	2	145	21
10	M3CB100	12	36	396	30	33.9	----	33.9	----	N/A	4	N/A	2	200	27
15	M3CB150	12	37	594	40.25	----	----	45.3	----	N/A	6	N/A	2	363	38
20	M3CB200	12	36 x 2	396 x 2	46.5	----	----	51.6	----	N/A	8	N/A	4	671	53



WWW.KITO.CA | 1.888.322.KITO (5486)

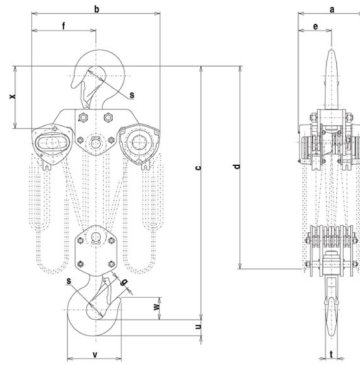
HAND CHAIN HOISTS

All specifications, dimensions and drawings are available at www.kito.ca, or call our Customer Service staff for friendly and expert advice on models and options.

M3CB HEAVY DUTY HAND CHAIN HOIST

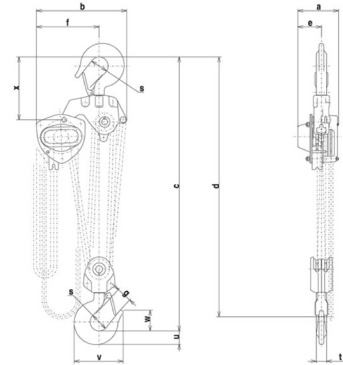
M3CB - LARGE CAPACITY

HOOK MOUNT - LARGE CAPACITY



20 and 50 Metric tonne

M3CB large capacity hoist with 8 load chain falls, and 4 hand chain falls; *For informational purposes only, contact Kito for dimensional drawing



7½ and 15 Metric tonne

M3CB Load chain falls vary (3 for 7 1/2 tonne; 4 for 10 tonne; 6 for 15 tonne), and hand chain falls is 2; *For informational purposes only, contact Kito for dimensional drawing

DIMENSIONS

Capacity (tonne)	Hoist Model	C	a	b	d	e	f	g	s	t	u	v	w	x
7½	M3CB075	770	192	373	4.2	91	253	72.5	85	47.5	63	231	97.5	275
10	M3CB100	760	192	438	4.2	111	308	72.5	85	47.5	63	231	97.5	295
15	M3CB150	1020	268	492	4.7	119	337	80	100	60	80	275	110	320
20	M3CB200	1180	374	746	4.8	187	373	81	110	67	90	301	125	351
30	M3CB300	1300	404	746	4.8	202	373	103	125	85	112	368	143	400
40	M3CB400	1480	502	760	4.9	251	380	96	145	123	133	412.5	182.5	445
50	M3CB500	1560	544	796	4.9	272	398	100	165	135	155	447.5	202.5	467



WWW.KITO.CA | 1.888.322.KITO (5486)

HAND CHAIN HOISTS

All specifications, dimensions and drawings are available at www.kito.ca, or call our Customer Service staff for friendly and expert advice on models and options.

M3CB HEAVY DUTY HAND CHAIN HOIST

M3CB

PLAIN TROLLEY MOUNT

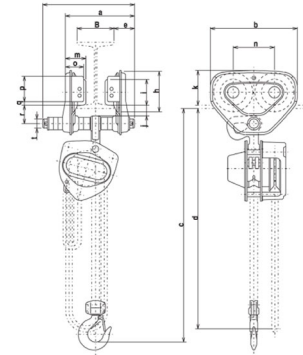
SPECIFICATIONS

Capacity (tonne)	Model	Standard Lift (ft)	Hand Pull to Lift Full Load (kg)	Chain Pulled to Lift One Meter (m)	Headroom (in)						Load Chain Code	Load Chain Falls	Hand Chain Code	Hand Chain Falls	Ship Weight (lbs)	Weight per Additional 5ft of Lift (lbs)
					Hook Mount Only	Plain Trolley		Geared Trolley								
						Hook	Lug	Hook	Lug							
½	M3CB005	8	24	25	11.25	14.5	11.6	15	12	KCF050	1	KHCF050	2	23	5	
1	M3CB010	8	29	43	11.6	15	12	15	12	KCF063	1	KHCF050	2	27	6	
1½	M3CB015	8	35	57	13.75	18.5	14	18.5	14	KCF071	1	KHCF050	2	33	7	
2	M3CB020	10	36	70	14.75	19	15	19	15	KCB3080	1	KHCF050	2	47	8	
2½	M3CB025	10	33	99	16.5	22	17	22	17	KCB3090	1	KHCF050	2	60	9	
3	M3CB030	10	36	114	20	26	21	26	21	KCF071	2	KHCF050	2	58	11	
5	M3CB050	10	34	198	23.6	31	26	31	26	KCB3090	2	KHCF050	2	95	15	
7½	M3CB075	12	35	297	30.5	34.3	----	34.3	----	N/A	3	N/A	2	145	21	
10	M3CB100	12	36	396	30	33.9	----	33.9	----	N/A	4	N/A	2	200	27	
15	M3CB150	12	37	594	40.25	----	----	45.3	----	N/A	6	N/A	2	363	38	
20	M3CB200	12	36 x 2	396 x 2	46.5	----	----	51.6	----	N/A	8	N/A	4	671	53	

M3CB HEAVY DUTY HAND CHAIN HOIST

M3CB

PLAIN TROLLEY MOUNT



*For informational purposes only, contact Kito for dimensional drawing

DIMENSIONS

Capacity (tonne)	Hoist Model	Trolley Model	a (max)	a1	C	b	d	e	f	h	i	j	k	k1	m	n	o	p	q	r	t	u
½	M3CB005	TSP2005	173	204	295	182	2.5	46	2.2	82	60	19	76	106	47.5	84	42	54	10	38	22	183
1	M3CB010	TSP2010	215	249	305	236	2.5	56	2.2	106	71	28	95	106	56	112	50	69	10	50	25	183
1½	M3CB015	TSP2020	264	300	365	280	2.5	69	2.2	127	85	34	112	109	71	131	63	83	10	62	32	183
2	M3CB020	TSP2020	264	300	380	280	3	69	2.7	127	85	34	112	109	71	131	63	83	10	62	32	183
2½	M3CB025	TSP2030	280	320	435	324	3	79	2.7	148	100	36	134	114	80	152	74	102	10	68	36	183
3	M3CB030	TSP2030	280	320	535	324	3.1	79	2.7	148	100	36	134	114	80	152	74	102	10	68	36	183
5	M3CB050	TSP2050	273	397	660	400	3.6	53	3.2	169	118	47	144	131	81	178	70	104	10	88	54	183



WWW.KITO.CA | 1.888.322.KITO (5486)

HAND CHAIN HOISTS

All specifications, dimensions and drawings are available at www.kito.ca, or call our Customer Service staff for friendly and expert advice on models and options.



WWW.KITO.CA | 1.888.322.KITO (5486)

HAND CHAIN HOISTS

All specifications, dimensions and drawings are available at www.kito.ca, or call our Customer Service staff for friendly and expert advice on models and options.